

ACI Racing Weekend Monza, 16-17 Settembre 2023

TCR Italy - Classifica Prove Libere 2

Autodromo Monza 5.793 m

1 / 2

Num.	Conduttore	Naz	Concorrente	Team	Auto	Classe	Tempo	Dist.	Rel.	Giri
1	5 POLONI Matteo	ITA	Poloni Matteo		Audi RS3 LMS	TCR	1'58.078			9
2	72 GIROLAMI Franco	ARG	Aikoa Racing	Aikoa Racing	Audi RS3 LMS	TCR	1'58.097	0.019	0.019	8
3	1 LANGEVELD Niels	NLD	MM Motorsport	MM Motorsport	Honda Civic FL5 H80	TCR	1'58.431	0.353	0.334	9
4	18 BUTTI Marco	ITA	Target Competition	Target Competition	Hyundai Elantra N	TCR	1'58.547	0.469	0.116	8
5	25 ROCCA Paolo	ITA	Rocca Paolo	MM Motorsport	Honda Civic FK7 H70	TCR	1'58.714	0.636	0.167	9
6	19 FERNÁNDEZ Felipe	ESP	Auto Club RC2 Valles	Auto Club RC2 Valles	Audi RS3 LMS	TCR	1'58.747	0.669	0.033	9
7	44 IMBERTI Michele	ITA	Imberti Michele		Hyundai i30 N	TCR	1'58.775	0.697	0.028	9
8	27 VOLT Ruben	EST	ALM Motorsport	ALM Motorsport	Honda Civic FL5 H80	TCR	1'58.897	0.819	0.122	9
9	59 KOURIL JR Dousan	CZE	Kouril Jr Dousan	K2 Engine	Hyundai i30 N	TCR	1'58.966	0.888	0.069	10
10	56 BRUSA Cesare	ITA	Target Competition	Target Competition	Hyundai Elantra N	TCR	1'59.131	1.053	0.165	9
11	9 PARK Junui	KOR	Solite Indigo Racing	Target Competition	Hyundai Elantra N	TCR	1'59.131	1.053		9
12	12 FERNÁNDEZ Rubén	ESP	Auto Club RC2 Valles	Auto Club RC2 Valles	Audi RS3 LMS	TCR	1'59.297	1.219	0.166	8
13	70 PARK Junesung	KOR	Target Competition	Target Competition	Hyundai Elantra N	TCR	1'59.438	1.360	0.141	9
14	64 LOSONCZY Levente	HUN	Aggressive Team Italia	Aggressive Team Italia	Hyundai Elantra N	TCR	1'59.473	1.395	0.035	8
15	2 MASSARO Rodolfo	ITA	Target Competition	Target Competition	Hyundai Elantra N	TCR	1'59.708	1.630	0.235	10
16	77 PUSSIER Sylvain	FRA	Pussier Sylvain	SP Competition	Cupra Leon Competicion	TCR	1'59.837	1.759	0.129	10
17	34 SCAMARDI Giovanni	BEL	Aggressive Team Italia	Aggressive Team Italia	Hyundai Elantra N	TCR	1'59.890	1.812	0.053	10
18	11 REDUZZI Damiano	ITA	Reduzzi Damiano	Trico WRT	Hyundai Elantra N	TCR	2'00.028	1.950	0.138	9
19	41 FERNÁNDEZ Víctor	ESP	Auto Club RC2 Valles	Auto Club RC2 Valles	Audi RS3 LMS	TCR	2'00.192	2.114	0.164	10
20	10 PAOLINO Federico	ITA	Paolino Federico		Audi RS3 LMS	TCR	2'00.335	2.257	0.143	9
21	4 GURRIERI Raffaele	ITA	Gurrieri Raffaele		Cupra Leon	TCR	2'00.610	2.532	0.275	8
22	67 PELLEGRINI Marco	ITA	Pellegrini Marco	Pinetti Motorsport	Audi RS3 LMS	TCR	2'00.713	2.635	0.103	7
23	8 BABUIN Denis	ITA	Babuini Denis		Audi RS3 LMS	TCR	2'00.940	2.862	0.227	11
24	7 PELATTI Sandro	ITA	Pelatti Sandro	Aikoa Racing	Audi RS3 LMS	TCR	2'01.019	2.941	0.079	4
25	21 GUIDA Nicola	ITA	Guida Nicola		Audi RS3 LMS	TCR	2'01.140	3.062	0.121	9
26	24 OLHAGARAY Ernesto	MEX	Auto Club RC2 Valles	Auto Club RC2 Valles	Audi RS3 LMS	TCR	2'01.307	3.229	0.167	9
27	71 CASAGRANDE Fabio	ITA	MM Motorsport	MM Motorsport	Honda Civic FK7 H70	TCR	2'02.416	4.338	1.109	10
28	6 ZEKAI Özen	TUR	Zekai Özen	Bitci Racing Team AMS	Audi RS3 LMS	TCR	2'02.866	4.788	0.450	11
29	48 NATALONI Nello	ITA	Nataloni Nello		Audi RS3 LMS	TCR	2'03.287	5.209	0.421	10
30	96 PALANTI Paolo	ITA	Aikoa Racing	Aikoa Racing	Audi RS3 DSG	TCDS	2'05.208	7.130	1.921	9
31	81 DALOKAY Vedat Ali	TUR	Bitci Racing Team AMS	Bitci Racing Team AMS	Audi RS3 DSG	TCDS	2'05.427	7.349	0.219	9
32	88 GALLO Luigi	ITA	Gallo Luigi	Aikoa Racing	Audi RS3 DSG	TCDS	2'05.849	7.771	0.422	7
33	89 LOIA Niccolò	ITA	Loia Niccolò	NOS	Volkswagen Golf	TCDS	2'05.969	7.891	0.120	9
34	82 CARDONE Francesco	ITA	Aikoa Racing	Aikoa Racing	Audi RS3 DSG	TCDS	2'06.103	8.025	0.134	9
35	90 TRENTIN Mauro	ITA	Trentin Mauro		Cupra Leon	TCDS	2'09.389	11.311	3.286	7
36	30 BARBERINI Cosimo	ITA	Barberini Cosimo	NOS	Cupra Leon Competicion	TCR	2'23.920	25.842	14.531	2
37	76 COMTE Aurelien	FRA	Comte Aurelien	SP Competition	Cupra Leon Competicion	TCR				3
38	14 JELMINI Felice	ITA	Jelmini Felice	PMA Motorsport	Audi RS3 LMS	TCR				0
39	22 NECCHI Piero	ITA	Necchi Piero	Tecniengines	Audi RS3 LMS	TCR				0
40	80 BARBERI Filippo	ITA	Aikoa Racing	Aikoa Racing	Audi RS3 DSG	TCDS				0

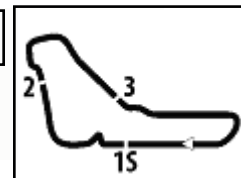
Umidità	51%	ARIA	25°C
Condizioni	WET	Pista	31°C

Direttore di Gara : Renato Schmidt

Direttore di Prova : Gianluca Marotta

15/09/2023 Inizio 13:10 Fine 13:42

Esposta alle:


ACI Racing Weekend Monza, 16-17 Settembre 2023
TCR Italy - Classifica Prove Libere 2

Autodromo Monza 5.793 m

2 / 2

Penalty and Infringement

13.14	5	M. POLONI	Time Deleted (2'15.917) - Exceeded Track Limits - Turn 5
13.15	2	R. MASSARO	Time Deleted (2'03.441) - Exceeded Track Limits - Turn 5
13.16	81	V. DALOKAY	Time Deleted (2'08.356) - Exceeded Track Limits - Turn 2
13.18	5	M. POLONI	Time Deleted (2'08.067) - Exceeded Track Limits - Turn 2
13.22	2	R. MASSARO	Time Deleted (3'56.657) - Exceeded Track Limits - Turn 5
13.23	89	N. LOIA	Time Deleted (2'06.687) - Exceeded Track Limits - Turn 5
13.38	56	C. BRUSA	Time Deleted (2'26.121) - Exceeded Track Limits - Turn 5

Fastest Laps Sequence

Num.	Concorrente	Naz	Team	Auto	Local Time	Tempo	Dist.	Media
77	S. PUSSIER	FRA	SP Competition	Cupra Leon Competicion	13:14'48.412	2'09.881		160,569
88	L. GALLO	ITA	Aikoa Racing	Audi RS3 DSG	13:14'52.351	2'08.946	-0.935	161,733
2	R. MASSARO	ITA	Target Competition	Hyundai Elantra N	13:14'55.312	2'08.852	-0.094	161,851
70	J. PARK	KOR	Target Competition	Hyundai Elantra N	13:14'57.097	2'05.820	-3.032	165,751
59	D. KOURIL JR	CZE	K2 Engine	Hyundai i30 N	13:15'48.509	2'05.406	-0.414	166,298
70	J. PARK	KOR	Target Competition	Hyundai Elantra N	13:17'01.951	2'04.854	-0.552	167,033
8	D. BABUIN	ITA		Audi RS3 LMS	13:17'17.265	2'03.319	-1.535	169,113
11	D. REDUZZI	ITA	Trico WRT	Hyundai Elantra N	13:17'31.062	2'01.422	-1.897	171,755
5	M. POLONI	ITA		Audi RS3 LMS	13:17'33.370	1'59.133	-2.289	175,055
72	F. GIROLAMI	ARG	Aikoa Racing	Audi RS3 LMS	13:19'08.968	1'58.685	-0.448	175,716
72	F. GIROLAMI	ARG	Aikoa Racing	Audi RS3 LMS	13:21'07.065	1'58.097	-0.588	176,590
5	M. POLONI	ITA		Audi RS3 LMS	13:40'06.072	1'58.078	-0.019	176,619

Direttore di Gara : Renato Schmidt

Direttore di Prova : Gianluca Marotta

15/09/2023 Inizio 13:10 Fine 13:42

Esposta alle:





ACI Racing Weekend Monza, 16-17 Settembre 2023

TCR Italy - Riepilogativa Libere

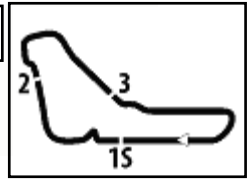
Autodromo Monza 5.793 m

Num. Conducente	Naz	Concorrente	Team	Auto	Classe	Sess. 1	Sess. 2	Tempo	Dist.	Rel.	Giri
1	5	POLONI Matteo	ITA Poloni Matteo	Audi RS3 LMS	TCR	2'17.988	1'58.078	1'58.078			16
2	72	GIROLAMI Franco	ARG Aikoa Racing	Aikoa Racing	TCR	2'16.858	1'58.097	1'58.097	0.019	0.019	15
3	1	LANGVELD Niels	NLD MM Motorsport	MM Motorsport	TCR	2'15.917	1'58.431	1'58.431	0.353	0.334	17
4	18	BUTTI Marco	ITA Target Competition	Target Competition	TCR	2'14.151	1'58.547	1'58.547	0.469	0.116	13
5	25	ROCCA Paolo	ITA Rocca Paolo	MM Motorsport	TCR	2'21.216	1'58.714	1'58.714	0.636	0.167	16
6	19	FERNÁNDEZ Felipe	ESP Auto Club RC2 Valles	Auto Club RC2 Valles	TCR	2'21.207	1'58.747	1'58.747	0.669	0.033	17
7	44	IMBERTI Michele	ITA Imberti Michele	Hyundai i30 N	TCR	2'18.865	1'58.775	1'58.775	0.697	0.028	17
8	27	VOLT Ruben	EST ALM Motorsport	ALM Motorsport	TCR	2'17.828	1'58.897	1'58.897	0.819	0.122	16
9	59	KOURIL JR Dousan	CZE Kouril Jr Dousan	K2 Engine	TCR		1'58.966	1'58.966	0.888	0.069	10
10	56	BRUSA Cesare	ITA Target Competition	Target Competition	TCR	2'15.723	1'59.131	1'59.131	1.053	0.165	17
11	9	PARK Junui	KOR Solite Indigo Racing	Target Competition	TCR	2'20.479	1'59.131	1'59.131	1.053		17
12	12	FERNÁNDEZ Rubén	ESP Auto Club RC2 Valles	Auto Club RC2 Valles	TCR	2'24.001	1'59.297	1'59.297	1.219	0.166	14
13	70	PARK Junesung	KOR Target Competition	Target Competition	TCR	2'28.324	1'59.438	1'59.438	1.360	0.141	14
14	64	LOSONCZY Levente	HUN Aggressive Team Italia	Aggressive Team Italia	TCR	2'21.854	1'59.473	1'59.473	1.395	0.035	16
15	2	MASSARO Rodolfo	ITA Target Competition	Target Competition	TCR	2'18.528	1'59.708	1'59.708	1.630	0.235	18
16	77	PUSSIER Sylvain	FRA Pussier Sylvain	SP Competition	TCR		1'59.837	1'59.837	1.759	0.129	10
17	34	SCAMARDI Giovanni	BEL Aggressive Team Italia	Aggressive Team Italia	TCR	2'31.904	1'59.890	1'59.890	1.812	0.053	16
18	11	REDUZZI Damiano	ITA Reduzzi Damiano	Trico WRT	TCR	2'19.557	2'00.028	2'00.028	1.950	0.138	17
19	41	FERNÁNDEZ Victor	ESP Auto Club RC2 Valles	Auto Club RC2 Valles	TCR	2'29.376	2'00.192	2'00.192	2.114	0.164	17
20	10	PAOLINO Federico	ITA Paolino Federico	Audi RS3 LMS	TCR	2'28.638	2'00.335	2'00.335	2.257	0.143	15
21	4	GURRIERI Raffaele	ITA Gurrieri Raffaele	Cupra Leon	TCR	2'36.449	2'00.610	2'00.610	2.532	0.275	14
22	67	PELLEGRINI Marco	ITA Pellegrini Marco	Pinetti Motorsport	TCR	2'28.910	2'00.713	2'00.713	2.635	0.103	13
23	8	BABUIN Denis	ITA Babuin Denis	Audi RS3 LMS	TCR	2'34.790	2'00.940	2'00.940	2.862	0.227	18
24	7	PELATI Sandro	ITA Pelatti Sandro	Aikoa Racing	TCR		2'01.019	2'01.019	2.941	0.079	4
25	21	GUIDA Nicola	ITA Guida Nicola	Audi RS3 LMS	TCR	2'24.567	2'01.140	2'01.140	3.062	0.121	16
26	24	OLHAGARAY Ernesto	MEX Auto Club RC2 Valles	Auto Club RC2 Valles	TCR		2'01.307	2'01.307	3.229	0.167	9
27	71	CASAGRANDE Fabio	ITA MM Motorsport	MM Motorsport	TCR		2'02.416	2'02.416	4.338	1.109	10
28	6	ZEKAI Özen	TUR Zekai Özen	Bitci Racing Team AMS	TCR	2'31.704	2'02.866	2'02.866	4.788	0.450	18
29	48	NATALONI Nello	ITA Nataloni Nello	Audi RS3 LMS	TCR	2'31.939	2'03.287	2'03.287	5.209	0.421	17
30	96	PALANTI Paolo	ITA Aikoa Racing	Aikoa Racing	TCDS		2'05.208	2'05.208	7.130	1.921	9
31	81	DALOKAY Vedat Ali	TUR Bitci Racing Team AMS	Bitci Racing Team AMS	TCDS	2'32.990	2'05.427	2'05.427	7.349	0.219	16
32	88	GALLO Luigi	ITA Gallo Luigi	Aikoa Racing	TCDS	2'26.492	2'05.849	2'05.849	7.771	0.422	13
33	89	LOIA Niccolò	ITA Loia Niccolò	NOS	TCDS	2'32.828	2'05.969	2'05.969	7.891	0.120	16
34	82	CARDONE Francesco	ITA Aikoa Racing	Aikoa Racing	TCDS	2'40.608	2'06.103	2'06.103	8.025	0.134	13
35	90	TRENTIN Mauro	ITA Trentin Mauro	Cupra Leon	TCDS	2'25.662	2'09.389	2'09.389	11.311	3.286	14
36	14	JELMINI Felice	ITA Jelmini Felice	PMA Motorsport	TCR	2'18.477		2'18.477	20.399	9.088	7
37	30	BARBERINI Cosimo	ITA Barberini Cosimo	NOS	TCR	2'18.652	2'23.920	2'18.652	20.574	0.175	8
38	76	COMTE Aurelien	FRA Comte Aurelien	SP Competition	TCR	2'24.668		2'24.668	26.590	6.016	10
39	22	NECCHI Piero	ITA Necchi Piero	Tecniengines	TCR						2
40	80	BARBERI Filippo	ITA Aikoa Racing	Aikoa Racing	TCDS						0

Direttore di Gara : Renato Schmidt

Direttore di Prova : Gianluca Marotta

15/09/2023



Autodromo Monza 5.793 m

ACI Racing Weekend Monza, 16-17 Settembre 2023
TCR Italy - Best Sectors & Speed Prove Libere 2

MIGLIOR GIRO

Table with 3 columns: Rank, Driver, Car Model, Time. Lists the best lap times for 40 drivers, with Matteo Poloni as the fastest at 1:58.078.

SPEED

Table with 3 columns: Rank, Driver, Car Model, Speed (km/h). Lists the maximum speeds achieved by 40 drivers, with Matteo Poloni reaching 253.5 km/h.

SEG. 1

Table with 3 columns: Rank, Driver, Time. Shows sector 1 times for 30 drivers, with Matteo Poloni at 11.030s.

SEG. 2

Table with 3 columns: Rank, Driver, Time. Shows sector 2 times for 30 drivers, with Raffaele Gurreri at 26.194s.

SEG. 3

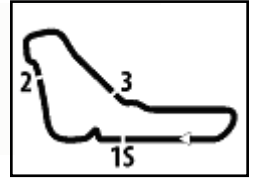
Table with 3 columns: Rank, Driver, Time. Shows sector 3 times for 30 drivers, with Michele Imberti at 39.897s.

SEG. 4

Table with 3 columns: Rank, Driver, Time. Shows sector 4 times for 30 drivers, with Franco Girolami at 40.274s.

15/09/2023





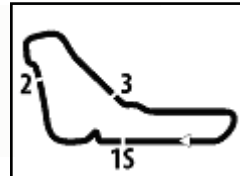
ACI Racing Weekend Monza, 16-17 Settembre 2023

TCR Italy - Ideal Time Prove Libere 2

 Autodromo Monza 5.793 m
1 / 2

Num.	Conduuttore	Auto	Seg. 1	Seg. 2	Seg. 3	Seg. 4	Ideal Time		
			Diff. 1	Diff. 2	Diff. 3	Diff. 4	Miglior Giro	Pos.	Diff.
1	5 POLONI M. (ITA)	Audi RS3 LMS	11.030 +0.107	26.318	39.924	40.351 +0.348	1'57.623 1'58.078	1	0.455
2	72 GIROLAMI F. (ARG)	Audi RS3 LMS	11.247 +0.005	26.322	40.059 +0.190	40.274	1'57.902 1'58.097	2	0.195
3	18 BUTTI M. (ITA)	Hyundai Elantra N	11.285 +0.188	26.555	40.039	40.380 +0.100	1'58.259 1'58.547	4	0.288
4	1 LANGEVELD N. (NLD)	Honda Civic FL5 H80	11.283 +0.007	26.494	40.181	40.395 +0.071	1'58.353 1'58.431	3	0.078
5	27 VOLT R. (EST)	Honda Civic FL5 H80	11.207	26.336	40.460 +0.407	40.487	1'58.490 1'58.897	8	0.407
6	44 IMBERTI M. (ITA)	Hyundai i30 N	11.513	26.456 +0.147	39.897	40.684 +0.078	1'58.550 1'58.775	7	0.225
7	25 ROCCA P. (ITA)	Honda Civic FK7 H70	11.345 +0.016	26.565 +0.025	40.192	40.571	1'58.673 1'58.714	5	0.041
8	19 FERNÁNDEZ F. (ESP)	Audi RS3 LMS	11.216 +0.051	26.726	40.167	40.587	1'58.696 1'58.747	6	0.051
9	9 PARK J. (KOR)	Hyundai Elantra N	11.418 +0.010	26.613 +0.051	40.224 +0.283	40.532	1'58.787 1'59.131	10	0.344
10	59 KOURIL JR D. (CZE)	Hyundai i30 N	11.328 +0.045	26.634	40.388	40.571	1'58.921 1'58.966	9	0.045
11	64 LOSONCZY L. (HUN)	Hyundai Elantra N	11.250 +0.160	26.623 +0.157	40.470	40.657 +0.156	1'59.000 1'59.473	14	0.473
12	56 BRUSA C. (ITA)	Hyundai Elantra N	11.617 +0.038	26.743	40.157	40.576	1'59.093 1'59.131	11	0.038
13	12 FERNÁNDEZ R. (ESP)	Audi RS3 LMS	11.194	26.695 +0.140	40.307	40.961	1'59.157 1'59.297	12	0.140
14	70 PARK J. (KOR)	Hyundai Elantra N	11.393 +0.132	26.735	40.629	40.549	1'59.306 1'59.438	13	0.132
15	11 REDUZZI D. (ITA)	Hyundai Elantra N	11.346 +0.148	26.843 +0.214	40.524	40.725 +0.228	1'59.438 2'00.028	18	0.590
16	2 MASSARO R. (ITA)	Hyundai Elantra N	11.280 +0.071	26.832	40.618 +0.174	40.733	1'59.463 1'59.708	15	0.245
17	34 SCAMARDI G. (BEL)	Hyundai Elantra N	11.498	26.910	40.653	40.636 +0.193	1'59.697 1'59.890	17	0.193
18	77 PUSSIER S. (FRA)	Cupra Leon Competicion	11.414	26.953 +0.110	40.406	40.954	1'59.727 1'59.837	16	0.110
19	4 GURRIERI R. (ITA)	Cupra Leon	11.438 +0.065	26.194 +0.802	40.960	41.151	1'59.743 2'00.610	21	0.867
20	41 FERNÁNDEZ V. (ESP)	Audi RS3 LMS	11.140	26.686	41.126	41.240	2'00.192 2'00.192	19	
21	10 PAOLINO F. (ITA)	Audi RS3 LMS	11.322	26.741	40.773	41.499	2'00.335 2'00.335	20	
22	67 PELLEGRINI M. (ITA)	Audi RS3 LMS	11.324 +0.025	26.616 +0.228	40.769	41.740 +0.011	2'00.449 2'00.713	22	0.264
23	8 BABUIN D. (ITA)	Audi RS3 LMS	11.208 +0.072	26.459 +0.334	41.295 +0.040	41.532	2'00.494 2'00.940	23	0.446
24	24 OLHAGARAY E. (MEX)	Audi RS3 LMS	11.405 +0.177	27.035 +0.324	40.927 +0.187	41.252	2'00.619 2'01.307	26	0.688
25	21 GUIDA N. (ITA)	Audi RS3 LMS	11.264 +0.019	26.651 +0.235	41.100	41.871	2'00.886 2'01.140	25	0.254
26	7 PELATTI S. (ITA)	Audi RS3 LMS	11.356 +0.043	26.639	40.964	42.017	2'00.976 2'01.019	24	0.043
27	6 ZEKAI Ö. (TUR)	Audi RS3 LMS	11.320 +0.047	26.879 +0.395	41.780 +0.292	41.861 +0.292	2'01.840 2'02.866	28	1.026
28	71 CASAGRANDE F. (ITA)	Honda Civic FK7 H70	11.564 +0.073	27.140	41.196 +0.241	42.202	2'02.102 2'02.416	27	0.314
29	48 NATALONI N. (ITA)	Audi RS3 LMS	11.333 +0.073	27.159	41.979	42.743	2'03.214 2'03.287	29	0.073
30	81 DALOKAY V. (TUR)	Audi RS3 DSG	11.571 +0.044	27.682 +0.130	42.467 +0.257	42.681 +0.595	2'04.401 2'05.427	31	1.026
31	96 PALANTI P. (ITA)	Audi RS3 DSG	11.663	27.775	42.976	42.794	2'05.208 2'05.208	30	
32	88 GALLO L. (ITA)	Audi RS3 DSG	11.619 +0.160	27.987 +0.349	42.531	43.203	2'05.340 2'05.849	32	0.509
33	89 LOIA N. (ITA)	Volkswagen Golf	11.801 +0.006	27.744	43.209	43.209	2'05.963 2'05.969	33	0.006

15/09/2023



ACI Racing Weekend Monza, 16-17 Settembre 2023

TCR Italy - Ideal Time Prove Libere 2

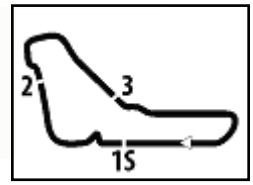
 Autodromo Monza 5.793 m
2 / 2

Num. Conducente	Auto	Seg. 1	Seg. 2	Seg. 3	Seg. 4	Ideal Time			
		Diff. 1	Diff. 2	Diff. 3	Diff. 4	Miglior Giro	Pos.	Diff.	
34	82 CARDONE F. (ITA)	Audi RS3 DSG	11.661	28.104	42.349	43.989	2'06.103	34	
35	90 TRENTIN M. (ITA)	Cupra Leon	11.823	28.190	44.255 +0.513	44.608	2'08.876	35	0.513
36	30 BARBERINI C. (ITA)	Cupra Leon Competicion	11.887 +0.031	28.567	52.037	50.539 +0.859	2'23.030	36	0.890
	14 JELMINI F. (ITA)	Audi RS3 LMS							
	22 NECCHI P. (ITA)	Audi RS3 LMS							
	76 COMTE A. (FRA)	Cupra Leon Competicion							
	80 BARBERI F. (ITA)	Audi RS3 DSG							
Ideal Time Assoluto			11.030	26.194	39.897	40.274	1'57.395		





2.5



Autodromo Monza 5.793 m

ACI Racing Weekend Monza, 16-17 Settembre 2023
TCR Italy - Analisi Tempi Prove Libere 2

1 / 4

Table with 8 columns: Giro, Seg.1, Seg.2, Seg.3, Seg.4, T. Giro, km/h, Local Time. Driver: 1 N. LANGEVELD (1'58.431)

Table with 8 columns: Giro, Seg.1, Seg.2, Seg.3, Seg.4, T. Giro, km/h, Local Time. Driver: 7 S. PELATTI (2'01.019)

Table with 8 columns: Giro, Seg.1, Seg.2, Seg.3, Seg.4, T. Giro, km/h, Local Time. Driver: 2 R. MASSARO (1'59.708)

Table with 8 columns: Giro, Seg.1, Seg.2, Seg.3, Seg.4, T. Giro, km/h, Local Time. Driver: 8 D. BABUIN (2'00.940)

Table with 8 columns: Giro, Seg.1, Seg.2, Seg.3, Seg.4, T. Giro, km/h, Local Time. Driver: 4 R. GURRIERI (2'00.610)

Table with 8 columns: Giro, Seg.1, Seg.2, Seg.3, Seg.4, T. Giro, km/h, Local Time. Driver: 9 J. PARK (1'59.131)

Table with 8 columns: Giro, Seg.1, Seg.2, Seg.3, Seg.4, T. Giro, km/h, Local Time. Driver: 5 M. POLONI (1'58.078)

Table with 8 columns: Giro, Seg.1, Seg.2, Seg.3, Seg.4, T. Giro, km/h, Local Time. Driver: 10 F. PAOLINO (2'00.335)

Table with 8 columns: Giro, Seg.1, Seg.2, Seg.3, Seg.4, T. Giro, km/h, Local Time. Driver: 6 Ö. ZEKAİ (2'02.866)

Table with 8 columns: Giro, Seg.1, Seg.2, Seg.3, Seg.4, T. Giro, km/h, Local Time. Driver: 11 D. REDUZZI (2'00.028)

15/09/2023 P = Box In/Out - C = Tempo Invalidato



Powered by FICr PERUGIA TIMING





2.5



ACI Racing Weekend Monza, 16-17 Settembre 2023

TCR Italy - Analisi Tempi Prove Libere 2

Autodromo Monza 5.793 m

3 / 4

Table with 15 columns: Driver, Lap, Seg.1, Seg.2, Seg.3, Seg.4, T. Giro, km/h, Local Time, Giro, Seg.1, Seg.2, Seg.3, Seg.4, T. Giro, km/h, Local Time. Contains data for drivers 9, 10, 11.

44 M. IMBERTI (1'58.775)
Table with 8 columns: Giro, Seg.1, Seg.2, Seg.3, Seg.4, T. Giro, km/h, Local Time. Contains 10 rows of lap data.

67 M. PELLEGRINI (2'00.713)
Table with 8 columns: Giro, Seg.1, Seg.2, Seg.3, Seg.4, T. Giro, km/h, Local Time. Contains 8 rows of lap data.

48 N. NATALONI (2'03.287)
Table with 8 columns: Giro, Seg.1, Seg.2, Seg.3, Seg.4, T. Giro, km/h, Local Time. Contains 11 rows of lap data.

70 J. PARK (1'59.438)
Table with 8 columns: Giro, Seg.1, Seg.2, Seg.3, Seg.4, T. Giro, km/h, Local Time. Contains 10 rows of lap data.

56 C. BRUSA (1'59.131)
Table with 8 columns: Giro, Seg.1, Seg.2, Seg.3, Seg.4, T. Giro, km/h, Local Time. Contains 10 rows of lap data.

71 F. CASAGRANDE (2'02.416)
Table with 8 columns: Giro, Seg.1, Seg.2, Seg.3, Seg.4, T. Giro, km/h, Local Time. Contains 11 rows of lap data.

59 D. KOURIL JR (1'58.966)
Table with 8 columns: Giro, Seg.1, Seg.2, Seg.3, Seg.4, T. Giro, km/h, Local Time. Contains 11 rows of lap data.

72 F. GIROLAMI (1'58.097)
Table with 8 columns: Giro, Seg.1, Seg.2, Seg.3, Seg.4, T. Giro, km/h, Local Time. Contains 9 rows of lap data.

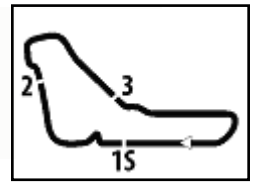
64 L. LOSONCZY (1'59.473)
Table with 8 columns: Giro, Seg.1, Seg.2, Seg.3, Seg.4, T. Giro, km/h, Local Time. Contains 2 rows of lap data.

76 A. COMTE
Table with 8 columns: Giro, Seg.1, Seg.2, Seg.3, Seg.4, T. Giro, km/h, Local Time. Contains 2 rows of lap data.

15/09/2023

P = Box In/Out - C = Tempo Invalidato

Advertisement banner containing logos for Hankook, Magigas, L'A, ACI Radio, Auto Sprint, and FICr Perugia Timing, along with a QR code.



ACI Racing Weekend Monza, 16-17 Settembre 2023

TCR Italy - Analisi Tempi Prove Libere 2

3	1'52.740	29.020	44.218	41.677	3'47.655P	182,7	13:18'33.678	7	11.832	28.713	43.287	50.607	2'14.439P	235,3	13:26'23.290
4	11.490	34.290	50.278	1'03.251	2'39.309P	243,2	13:21'12.987	8	7'53.912	33.151	44.095	43.716	9'54.874P	158,6	13:36'18.164
								9	11.916	27.904	46.921	43.671	2'10.412	232,3	13:38'28.576
								10	13.403	28.048	43.247	43.338	2'08.036	196,4	13:40'36.612

77 S. PUSSIER (1'59.837)

Giro	Seg.1	Seg.2	Seg.3	Seg.4	T. Giro	km/h	Local Time
1		33.653	49.306	47.057		139,2	13:12'38.531
2	12.207	29.470	44.019	44.185	2'09.881	179,4	13:14'48.412
3	11.818	28.209	42.661	53.183	2'15.871P	205,3	13:17'04.283
4	2'09.904	28.390	42.569	43.618	4'04.481P	188,5	13:21'08.764
5	11.501	27.332	42.601	41.494	2'02.928	224,5	13:23'11.692
6	11.444	27.169	40.785	41.082	2'00.480	243,8	13:25'12.172
7	11.495	27.118	42.512	44.155	2'05.280	240,5	13:27'17.452
8	11.532	27.185	53.813	1'18.225	2'50.755CP	240,5	13:30'08.207
9	4'23.057	30.579	44.638	43.099	6'21.373P	118,0	13:36'29.580
10	11.431	26.953	40.746	41.141	2'00.271	242,7	13:38'29.851
11	11.414	27.063	40.406	40.954	1'59.837	242,2	13:40'29.688

90 M. TRENTIN (2'09.389)

Giro	Seg.1	Seg.2	Seg.3	Seg.4	T. Giro	km/h	Local Time
1		38.971	1'02.093	58.324		141,7	13:13'36.965
2	15.444	34.407	47.229	46.865	2'23.945	166,4	13:16'00.910
3	11.942	28.591	47.579	44.839	2'12.951	220,9	13:18'13.861
4	11.823	28.190	44.768	44.608	2'09.389	230,8	13:20'23.250
5	11.844	28.433	47.869	54.506	2'22.652P	231,8	13:22'45.902
6	1'48.006	29.278	45.297	45.310	3'47.891P	180,6	13:26'33.793
7	11.911	28.413	44.255	1'08.231	2'32.810CP	222,7	13:29'06.603
8	5'44.572	30.027	47.861	1'01.559	8'04.019P	177,3	13:37'10.622

96 P. PALANTI (2'05.208)

Giro	Seg.1	Seg.2	Seg.3	Seg.4	T. Giro	km/h	Local Time
1		37.438	50.021	50.187		118,4	13:13'49.566
2	12.298	30.035	45.415	45.421	2'13.169	171,4	13:16'02.735
3	11.741	28.203	43.996	44.337	2'08.277	211,8	13:18'11.012
4	11.705	27.955	43.943	55.361	2'18.964P	228,8	13:20'29.976
5	2'13.375	32.183	49.199	44.795	4'19.552P	134,8	13:24'49.528
6	11.739	27.873	43.093	43.724	2'06.429	237,4	13:26'55.957
7	11.898	27.984	47.875	1'20.375	2'48.132CP	233,8	13:29'44.089
8	4'54.185	33.085	46.737	49.274	7'03.281P	144,8	13:36'47.370
9	11.663	27.775	42.976	42.794	2'05.208	230,8	13:38'52.578
10	11.738	34.139	44.817	1'14.464	2'45.158P	242,2	13:41'37.736

81 V. DALOKAY (2'05.427)

Giro	Seg.1	Seg.2	Seg.3	Seg.4	T. Giro	km/h	Local Time
1		33.311	49.281	48.639		148,4	13:13'31.150
2	11.917	28.915	44.317	44.497	2'09.646	201,5	13:15'40.796
3	11.601	28.560	44.087	44.108	2'08.356C	233,3	13:17'49.152
4	11.571	28.009	43.225	52.331	2'15.136P	237,4	13:20'04.288
5	1'57.911	32.843	43.670	43.550	3'57.974P	170,3	13:24'02.262
6	11.618	27.726	44.151	52.807	2'16.302	238,4	13:26'18.564
7	11.651	27.791	42.467	58.142	2'20.051CP	237,4	13:28'38.615
8	6'26.268	31.678	46.068	46.776	8'30.790P	149,2	13:37'09.405
9	11.615	27.812	42.724	43.276	2'05.427	215,6	13:39'14.832
10	11.602	27.682	44.051	42.681	2'06.016	237,9	13:41'20.848

82 F. CARDONE (2'06.103)

Giro	Seg.1	Seg.2	Seg.3	Seg.4	T. Giro	km/h	Local Time
1		34.549	50.346	49.029		124,3	13:13'00.738
2	12.287	30.735	50.108	49.791	2'22.921	178,8	13:15'23.659
3	11.891	28.702	45.471	45.445	2'11.509	208,9	13:17'35.168
4	11.799	28.683	43.357	45.069	2'08.908	208,9	13:19'44.076
5	11.925	28.277	43.329	44.965	2'08.496	201,9	13:21'52.572
6	11.787	28.296	42.622	53.551	2'16.256P	229,3	13:24'08.828
7	2'10.825	28.821	43.986	53.413	4'17.045CP	156,5	13:28'25.873
8	6'06.127	31.973	43.587	44.541	8'06.228P	117,3	13:36'32.101
9	11.832	28.114	42.869	46.166	2'08.981	224,5	13:38'41.082
10	11.661	28.104	42.349	43.989	2'06.103	230,3	13:40'47.185

88 L. GALLO (2'05.849)

Giro	Seg.1	Seg.2	Seg.3	Seg.4	T. Giro	km/h	Local Time
1		33.272	47.372	47.147		136,5	13:12'43.405
2	11.919	28.951	43.585	44.491	2'08.946	213,9	13:14'52.351
3	11.809	28.469	43.579	43.774	2'07.631	222,2	13:16'59.982
4	11.619	28.178	42.565	59.004	2'21.366P	228,8	13:19'21.348
5	2'33.693	29.944	46.100	45.696	4'35.433P	113,8	13:23'56.781
6	11.733	27.987	42.654	43.518	2'05.892	226,4	13:26'02.673
7	11.779	28.336	42.531	43.203	2'05.849	233,3	13:28'08.522
8	13.266	39.461	1'04.908	1'15.258	3'12.893CP	145,6	13:31'21.415

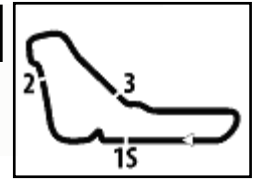
89 N. LOIA (2'05.969)

Giro	Seg.1	Seg.2	Seg.3	Seg.4	T. Giro	km/h	Local Time
1		33.446	49.169	50.109		135,0	13:13'21.998
2	12.181	29.785	46.432	45.422	2'13.820	200,7	13:15'35.818
3	11.836	28.303	43.825	43.237	2'07.201	233,3	13:17'43.019
4	11.807	27.744	43.209	2'05.969	233,8	13:19'48.988	
5	11.850	30.433	46.891	44.002	2'13.176	234,3	13:22'02.164
6	11.801	28.686	43.110	43.090	2'06.687C	232,8	13:24'08.851

15/09/2023

P = Box In/Out - C = Tempo Invalidato





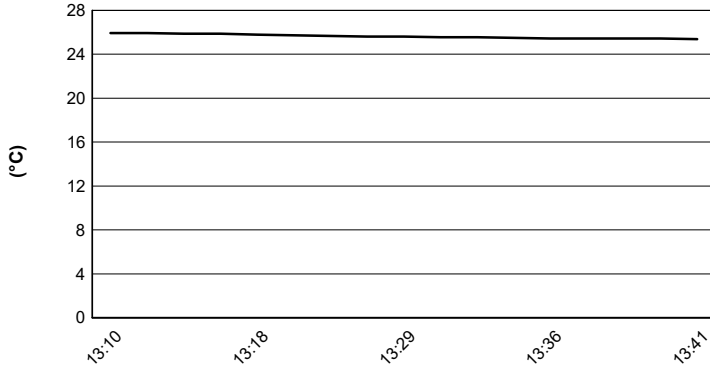
Autodromo Monza 5.793 m

ACI Racing Weekend Monza, 16-17 Settembre 2023

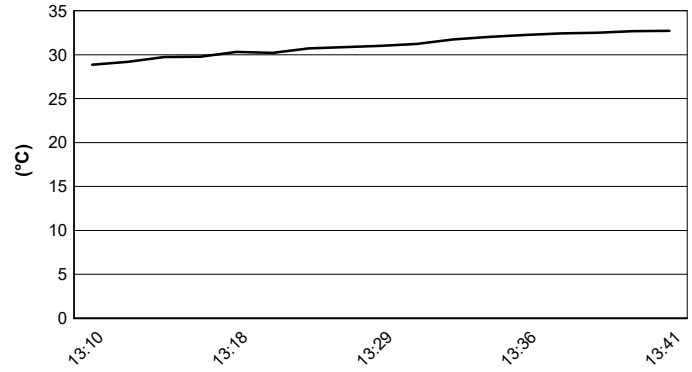
TCR Italy - Meteo Prove Libere 2

Session started 13:10 - Session ended 13:42


Air Temperature



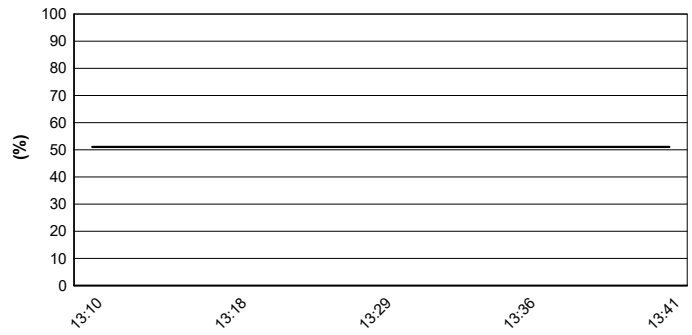
Track Temperature




Air Pressure



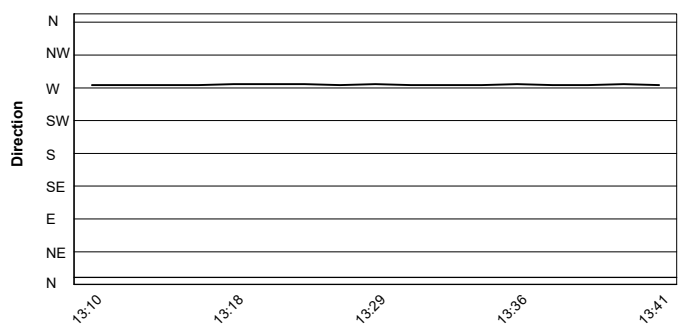
Humidity



Wind Speed



Wind Direction



15/09/2023

